



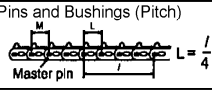
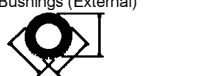

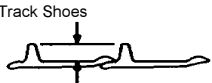
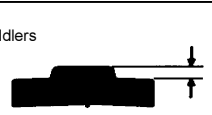
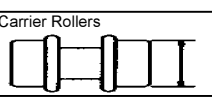
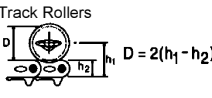
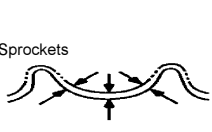
# Undercarriage Inspection Service



Komatsu America International Company

COMPLETE ON SITE

WORK ORDER NO.

Customer Name: TBD		APPLICATION CODE			UNDERFOOT CONDITIONS					Inspection Date:		Machine Model:		Hours Per Week:	
Address:		Application	Ground Condition	Working Condition	TERRAIN	IMPACT	ABRASIVE	MOISTURE	PACKING	Complete Serial No.		Equip. No.		C0909	
City:		00 Unknown	00 Unknown	00 Unknown	<input checked="" type="checkbox"/> LEVEL	<input type="checkbox"/> HIGH	<input checked="" type="checkbox"/> HIGH	<input type="checkbox"/> HIGH	<input type="checkbox"/> HIGH	A40212		40		40	
State:					<input checked="" type="checkbox"/> ROLLING	<input checked="" type="checkbox"/> NORMAL	<input checked="" type="checkbox"/> MOD.	<input checked="" type="checkbox"/> MOD.	<input checked="" type="checkbox"/> MOD.	C0909		C0909		C0909	
Order No.					<input type="checkbox"/> STEEP		<input type="checkbox"/> LOW	<input type="checkbox"/> LOW	<input type="checkbox"/> LOW	Attachments		SMR Hrs		2327	
COMPONENT	GENERAL INSPECTION			REPAIR HISTORY (SMR/DATE)			SONIC USED?	MEASUREMENT (mm)		% WORN TO REPAIR LIMIT		POTENTIAL HOURS (TO 100% WORN)		CRITICAL	NOTES
<input checked="" type="checkbox"/> OEM Source: OEM	SAT: Satisfactory Condition U/S: Unsatisfactory Condition  SAT U/S			Installed Left Right	Turned/Rebuilt Left Right	Hrs On Parts Left Right	Left Right	Left	Right	Left	Right	Left	Right		
Pins and Bushings (Pitch) 	<b>1.Spec.</b> <input checked="" type="checkbox"/> Sealed <input type="checkbox"/> Lubricated			<b>2.Pins Loose</b> <input checked="" type="checkbox"/> <input type="checkbox"/> <b>3.Pins Welded</b> <input checked="" type="checkbox"/> <input type="checkbox"/>			2327 2327		L: 918 918 M:	29 29 0 0	5697 5697 N/A N/A	<input type="checkbox"/> <input type="checkbox"/>			
Bushings (External) 	<b>1.Wear Side</b> <input checked="" type="checkbox"/> Not Turned <input type="checkbox"/> Turned			<b>2.Cracked</b> <input checked="" type="checkbox"/> <input type="checkbox"/> <b>3.Loose</b> <input checked="" type="checkbox"/> <input type="checkbox"/> <b>4.Heat</b> <input checked="" type="checkbox"/> <input type="checkbox"/>			2327 2327	<input type="checkbox"/> <input type="checkbox"/>	75 75	29 29	5697 5697	<input type="checkbox"/>			
Links 	<b>1.Spec.</b> Link Part No			<b>2.Sev. Tread Wear</b> <input checked="" type="checkbox"/> <input type="checkbox"/> <b>3.Sev. Plates Wear</b> <input checked="" type="checkbox"/> <input type="checkbox"/> <b>4.Master Links</b> <input checked="" type="checkbox"/> <input type="checkbox"/>			2327 2327	<input type="checkbox"/> <input type="checkbox"/>	132 132	17 17	11361 11361	<input type="checkbox"/>			
Track Shoes 	<b>1.Spec.</b> Type: Triple Shoe Width: 900mm			<b>2.Bent or Cracked</b> <input checked="" type="checkbox"/> <input type="checkbox"/> <b>3.Sev. Plates Wear</b> <input checked="" type="checkbox"/> <input type="checkbox"/> <b>4.Bolts Loose</b> <input checked="" type="checkbox"/> <input type="checkbox"/>			2327 2327	<input type="checkbox"/> <input type="checkbox"/>	35.5 35.5	10 10	20943 20943	<input type="checkbox"/>			
Idlers 	<b>1.Wear Pattern</b> <input type="checkbox"/> Inside <input checked="" type="checkbox"/> Top <input type="checkbox"/> Outside			<b>3.Cracked</b> <input checked="" type="checkbox"/> <input type="checkbox"/> <b>4.Guide Adj.</b> <input checked="" type="checkbox"/> <input type="checkbox"/> <b>5.Oil Leaks</b> <input checked="" type="checkbox"/> <input type="checkbox"/>			2327 2327	<input type="checkbox"/> <input type="checkbox"/>	22.5 22.5	15 15	13186 13186	<input type="checkbox"/>			
Carrier Rollers 	<b>1.Out of Round/Packed</b> <input checked="" type="checkbox"/> <input type="checkbox"/> <b>2.Cracked/Chipped</b> <input checked="" type="checkbox"/> <input type="checkbox"/> <b>3.Oil Leaks</b> <input checked="" type="checkbox"/> <input type="checkbox"/>			2327 2327			<input type="checkbox"/> <input type="checkbox"/>	F 165.5 165 2 166 165 3	23 29 17 29 0 0	7790 5697 11361 5697 N/A N/A	<input type="checkbox"/> <input type="checkbox"/> <input type="checkbox"/>				
Track Rollers 	<b>1.Spec.</b> D/Flanged(Qty) / S/Flanged(Qty) 8 / 8			<b>2.Out of Rnd/Pcked</b> <input checked="" type="checkbox"/> <input type="checkbox"/> <b>3.Cracked/Chipped</b> <input checked="" type="checkbox"/> <input type="checkbox"/> <b>4.Oil Leaks</b> <input checked="" type="checkbox"/> <input type="checkbox"/>			2327 2327	<input type="checkbox"/> <input type="checkbox"/>	F 209 208 2 209 208 3 209 209 4 209 209 5 209 209 6 209 209 7 209 208.5 8 9 10	15 25 15 25 15 15 15 15 15 15 15 15 15 20 0 0 0 0 0 0	13186 6981 13186 6981 13186 13186 13186 13186 13186 13186 13186 13186 13186 9308 N/A N/A N/A N/A N/A N/A	<input type="checkbox"/> <input type="checkbox"/> <input type="checkbox"/> <input type="checkbox"/> <input type="checkbox"/> <input type="checkbox"/> <input type="checkbox"/> <input type="checkbox"/> <input type="checkbox"/> <input type="checkbox"/>			
Sprockets 	<b>1.Wear Pattern</b> <input type="checkbox"/> Fr Dr Side <input type="checkbox"/> Rr Dr Side <input type="checkbox"/> Tip <input type="checkbox"/> Root			<b>2.Tooth Bolts Loose</b> <input checked="" type="checkbox"/> <input type="checkbox"/> <b>3.Cracked/Chipped</b> <input checked="" type="checkbox"/> <input type="checkbox"/> <b>4.Severe Side Wear</b> <input checked="" type="checkbox"/> <input type="checkbox"/> <b>5.F/Drive Oil Leaks</b> <input checked="" type="checkbox"/> <input type="checkbox"/>			Judgement <input checked="" type="checkbox"/> Good <input type="checkbox"/> Fair <input type="checkbox"/> Poor								
<b>Track Adjustment</b>		SAT U/S			<b>Comments:</b>										
1.Are the track tension adjustment correct for the application?		<input checked="" type="checkbox"/>			GOOD SHAPE										
2.Recommendation: <input type="checkbox"/> 25 mm (1 in) <input checked="" type="checkbox"/> 50 mm (2 in) <input type="checkbox"/> 75 mm (3 in)					<b>Inspected By:</b>										
<b>Track Frames</b>					L.PRIVETT										
1.Check deformations, cracks, sev. wear of frames and braces		<input checked="" type="checkbox"/>													
2.Visual check for track frame alignments		<input checked="" type="checkbox"/>													
<b>Track Guards</b> ( <input type="checkbox"/> Full <input checked="" type="checkbox"/> Center <input type="checkbox"/> None )															
1.Check deformation, cracks, severe wear and missing guards		<input checked="" type="checkbox"/>													
2.Check for loose and missing mounting bolts and nuts		<input checked="" type="checkbox"/>													